

OJ-Air2 Software version 6.11

OJ-Air2 software version 6.11 is released for up-grade with the SD-card. In the production at OJ Electronics will version 5.22 be replaced by sw 6.11 on new orders. The 6.10 version shall not be used anymore.

Changes

Compared to version 6.10 there were following improvements

Functional description

No changes. Functional description OJ-Air2 01 is still valid.

Functionality

- No changes.

Web

- No changes

Cloud

- Cloud keys can be added from SD card again on old controllers. (Bug introduced in 6.10)

OJ-Air2-HMI-35T

- No changes

Hand terminal

- No changes.

Alarms

- Unexpected Alarm 312 "CVM-MINI: No communication" corrected (UOE 9441)

Modbus registers

- No changes

AutomatikCentret

Strandvejen 42 ♦ Saksild ♦ 8300 Odder
86 62 63 64 ♦ www.automatikcentret.dk
info@automatikcentret.dk

BACnet

- Occasional unexpected slow BACnet response (UOE 9411) and restart (UOE 8451) improved.

Affected articles

OJ-Air2Master

Coming into force

Version 6.11 is released for up-grade with SD-Card in week 18 2021.

Compatibility

No changes are required when upgrading from version 6.10 to 6.11.

Updating with the SD card

The OJ-Air2Master has to be with software version 5.00 or higher. The following files must be copied to the SD card:

- "air2_v208_update_rd.gz"
- "air2_v419_0_update_kernel.gz"
- "version.crc" (1kB, 04-05-2021, 07:37)
- "air2_v611_update_jffs2.tar.gz"

OBS: This update requires four files on the SD-card, since the LINUX operation system will be updated to the latest version. Due to the large amount of data, this update has a duration of approximately 8 minutes, See details on next page.

WARNING: Do not power off the OJ-Air2Master during the update.

The files are available at OJ Electronics Customer Login:

<https://ojelectronics.com/support>

Up to 8Gb HC SD cards can be used from version 2.19.

The SD-card shall have a MBR with msdos partition table, and the first primary partition in it shall be VFAT (or FAT32) file system.

AutomatikCentret

Strandvejen 42 ♦ Saksild ♦ 8300 Odder
86 62 63 64 ♦ www.automatikcentret.dk
info@automatikcentret.dk

Software 6.xx update sequence if current sw is 5.01 or higher:

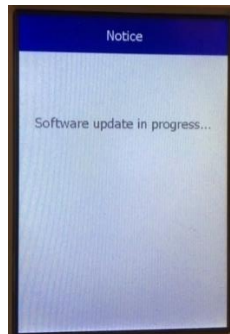
WARNING: Do not power off the OJ-Air2Master during the update sequence. It will damage the internal files and the OJ-Air2Master will need service at OJ Electronics factory.

1. Copy the four files to a SD card
(Max. SD-card size is 8Gb)
2. Insert the SD card in the OJ-Air2Master
3. Wait approximately one minute until the new software is detected
4. Press update button in HMI
5. Wait 8 minutes until the update sequence has completed

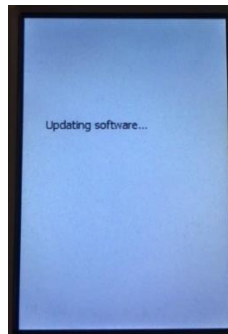
DON'T touch anything, just let the process run.

The HMI will show these screens during the update

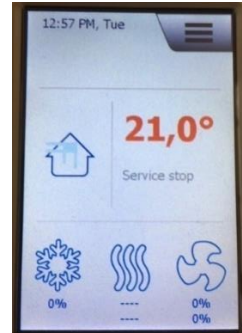
The first screen



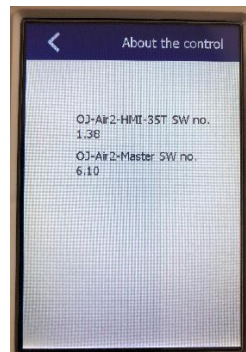
After 6½ minutes



After 8 minutes



6. Verify the update was successful



OJ-Air2-HMI-35T SW 1.39 is OK
OJ-Air2-Master SW 6.11 is OK