

**KNOW  
HOW  
CREATES**

full-range  
pressure and  
ventilation  
control



**HVAC**  
CONTROLS & POWER

**FLOOR HEATING**  
ELECTRIC

**FLOOR HEATING**  
HYDRONIC

**OJ Air Pressure**

VENTILATION CONTROLLERS AND PRESSURE TRANSMITTERS

 **AutomatikCentret**

Strandvejen 42 • Saksild • 8300 Odder  
86 62 63 64 • [www.automatikcentret.dk](http://www.automatikcentret.dk)  
[info@automatikcentret.dk](mailto:info@automatikcentret.dk)

  
**OJ ELECTRONICS**

**KNOW  
HOW  
CREATES**

application  
specific  
solutions

#### VENTILATION CONTROLLERS

Use this range for fan control, damper control – and inside rooftop fans. Choose between several variants – from small, simple and straightforward to larger units for sophisticated control.



#### PRESSURE TRANSMITTERS WITH RELAYS

Excellent, all-round choice for field installation. Use for filter monitoring, frost protection, heating coil protection and more.



#### DUAL-INPUT PRESSURE TRANSMITTERS

A great choice for use with air handling units. Fitted with two inputs for pressure and two inputs for temperature, these units are not just cost-efficient, but also very easy to install.



#### PRESSURE TRANSMITTERS

The classic range. Use for trouble-free pressure measurement, flow measurement and filter monitoring.



#### EQUIPMENT MADE TO MATCH YOUR NEEDS

The OJ Air Pressure range packs four decades of application know-how into smart, simple ventilation controllers and pressure transmitters to fit your specific application needs.

Our development team responded to customer wishes when they made the new range: They developed application-specific versions of our well-known and highly accurate pressure transmitters. They also created all-new ventilation controllers that include built-in versions for rooftop fans.

The result? This range is sure to have exactly what you – and your clients – need to monitor and control air flow and pressure. Anywhere at all. And with astounding accuracy.

#### A VERSION FOR EVERY APPLICATION

OJ Electronics was the first to introduce the kind of sophisticated, easy-to-use and highly accurate pressure transmitters you'll find in the Pressure Transmitter series (PTH). By popular demand we have expanded that range, creating variants that are ideally suited for a vast selection of applications.



#### PLUG & PLAY TECHNOLOGY

Based on Modbus technology, the majority of the OJ Air Pressure programme is true Plug & Play technology – and every single solution is very easy to install. If you want even more sophisticated control, the entire range is a perfect match for the OJ Drives®, OJ Air2 and OJ GreenZone™ product ranges.



#### ENERGY SAVINGS

These pressure transmitters and ventilation controllers offer a simple way of ensuring very efficient system performance: getting exactly the right pressure translates into system savings. Filter monitoring also helps conserve power by ensuring that dirty filters are replaced before pressure drops lead to excessive energy waste.



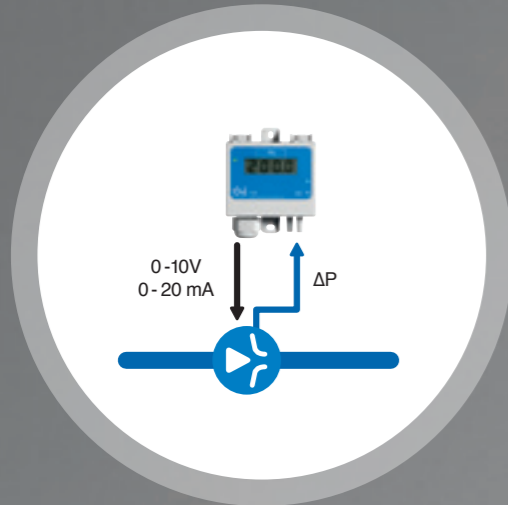
#### RELIABLE SOLUTION

OJ Electronics' original PTH pressure transmitters set new standards for accuracy and are used by quality-conscious clients around the world. This expanded range builds directly on their tried-and-tested technology: They fit all applications, all measuring ranges, and ensure extremely accurate control.

# Ventilation controllers

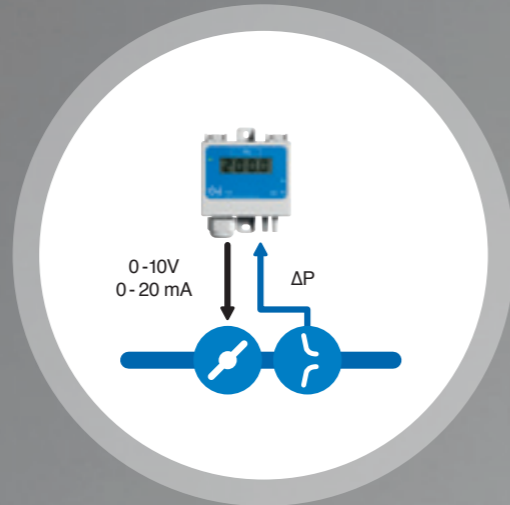
The VCH range meets many different needs. The compact versions are ideal for e.g. incorporating into rooftop fans, while the 230V version with BMS are typically used in building projects, such as blocks of flats, where they control air exhausts. Both types are ideal matches for the OJ-DV range of drives. The range also allows for operation at different speeds, e.g. for night, day and override mode.

Of course you get the easy connectivity you expect from an OJ solution. For the VCH-1212-P model, which is used in conjunction with the pressure transmitter of your choice, you can even get Modbus connectivity for optimum accuracy – and access to a range of BMS functions, including status readouts and alarms.



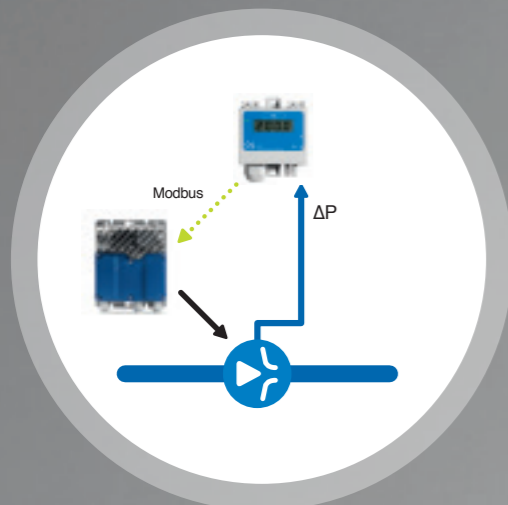
### Fan controller

The unit controls the fan motor, adjusting its performance to ensure constant air pressure/flow.



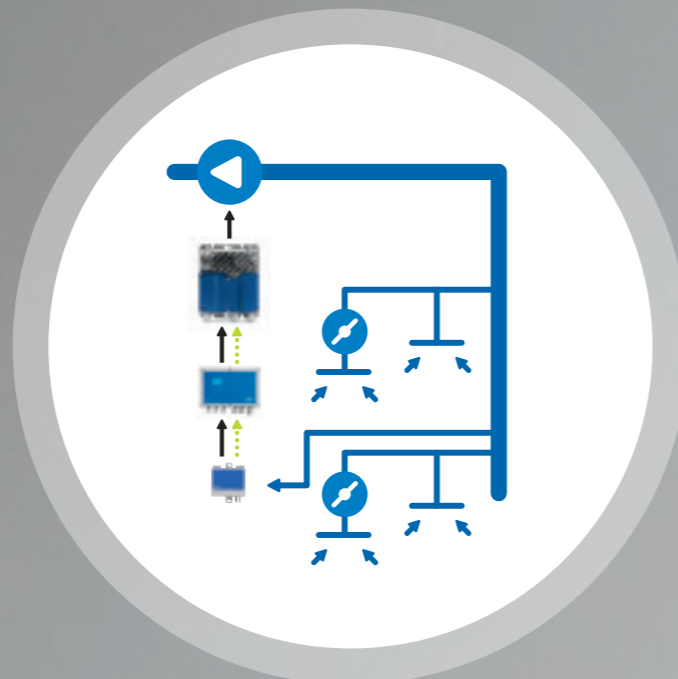
### Damper controller

The unit regulates the damper to ensure constant air pressure/flow in the ducts.



### Rooftop controller + OJ-DV

The unit controls a rooftop fan via an OJ-DV drive to ensure constant air pressure/flow in the ducts.



### Apartment block ventilation

The VCH unit controls any 10V motor to ensure constant air pressure in the ducts.

	VCH-3202-DI	VCH-6201-DI	VCH-1212-P	
<b>FUNCTIONALITY</b>	Display readouts	•	•	•
	Resolution 0.1 Pa	•	•	
	Flow measurement	•	•	
	BMS communication			•
	Screw terminal connection	•	•	•
	Cable Gland PG11, Ø3-10mm	•	•	
	Cable Gland M12 Ø2.5-6.5mm			•
	Cable Gland M16 Ø4.0-9.5mm			•
	Cable Gland M20 Ø5.5-12.0mm			•
	Output: 0-10 V, 4-20 mA, 2-10 V, 0-20 mA	•		•
Alarm/Motor relay 8A AC1, 3A AC3, 0-230 VAC			•	
NTC 10K/12K/22K sensor input			•	
Available pressure measuring ranges	Adjustable	Adjustable	Adjustable	
Available flow measuring ranges	Adjustable	Adjustable		
<b>TECHNICAL DATA</b>	Pressure ranges: Pa	0 ... 2,500	0 ... 2,500	
	Flow ranges: l/s – m³/h – m³/s – cfm	0.000 ... 9,999	0.000 ... 9,999	
	Power supply: 24 VAC ±15%, 50/60 HZ	•		
	Power supply: 13.5-28 VDC	•		
	Power supply: 24 VDC ±15%		•	
	Power supply: 230 VAC ±10%, 50 Hz			•
	Power consumption	0.5 W	0.5 W	0.5 W
	Temperature range	-20/+40	-20/+40	-30/+50
	Enclosure rating IP54	•	•	•
	Long-term stability, typically 1 year	4.0 Pa	4.0 Pa	
Size [l:h:w] 75 x 91 x 38	•	•		
Size [l:h:w] 223 x 175 x 55			•	
Accuracy, display/modbus readouts < 0.5% x MV + 2.5 Pa	•	•		
Accuracy, analogue output signal < 0.5% x MV + 0.3% x SR + 2.5 Pa	•			

MV = Measured Value  
SR = Set measuring Range



# Pressure transmitters with relays

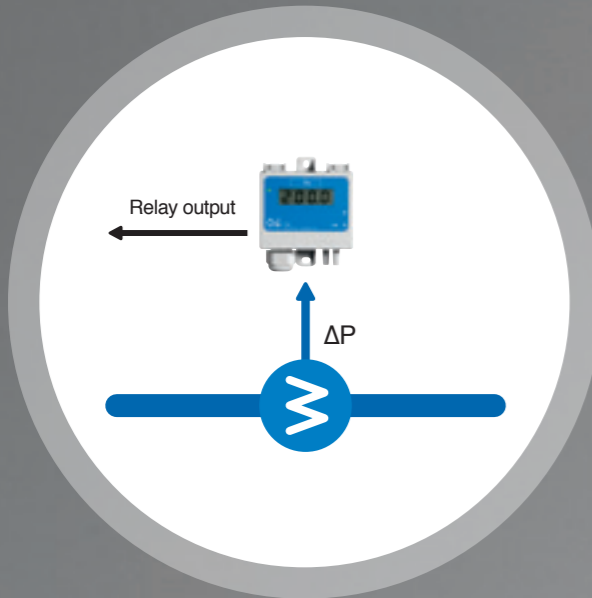
This pressure transmitter has built-in relays. It is an excellent all-round choice for field installation; its versatility makes it ideally suited for handling situations where you do not know exactly what kind of controllers will be used – for example whether the controller will require 0-10V/0-20 mA or a relay signal. And the relay output can even be inverted.

Use the pressure transmitters to make sure filters are replaced in time, to be warned about ice forming in the heat exchanger, and to ensure sufficient air flow before heating coils are switched on.



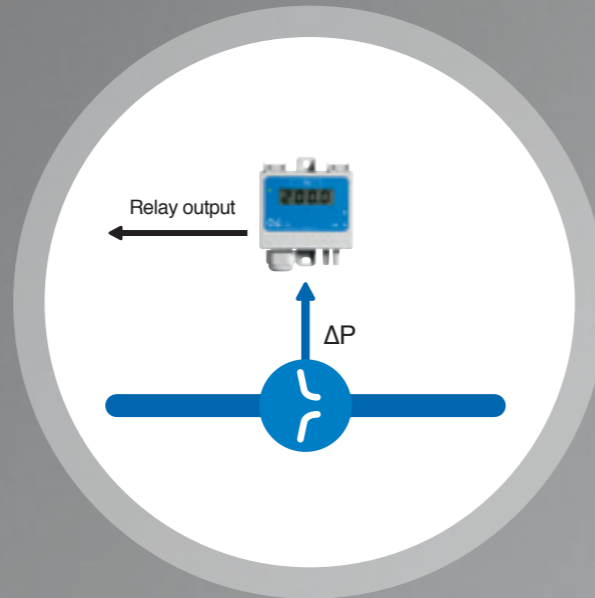
		PTH-3202-DR
FUNCTIONALITY	Display readouts	•
	Resolution 0.1 Pa	•
	Flow measurement	•
	Spring terminal connection	•
	Cable Gland PG11, Ø3-10mm	•
	Output: 0-10 V, 4-20 mA, 2-10 V, 0-20 mA	•
TECHNICAL DATA	Relay 1mA – 1A SPDT 0-30 V	•
	Available pressure measuring ranges	Adjustable
	Available flow measuring ranges	Adjustable
	Pressure ranges: Pa	0 ... 2,500
	Flow ranges: l/s – m <sup>3</sup> /h – m <sup>3</sup> /s – cfm	0.000 ... 9,999
	Power supply: 24 VAC ±15%, 50/60 Hz	•
	Power supply: 13.5-28 VDC	•
	Power consumption	0.5 W
	Temperature range	-20/+40
	Enclosure rating IP54	•
Long-term stability, typically 1 year	4.0 Pa	
Size [l:h:w] 75 x 91 x 38	•	
Accuracy, display readouts < 0.5% x MV + 2.5 Pa	•	
Accuracy, analogue output signal < 0.5% x MV + 0.3% x SR + 2.5 Pa	•	

MV = Measured Value  
SR = Set measuring Range



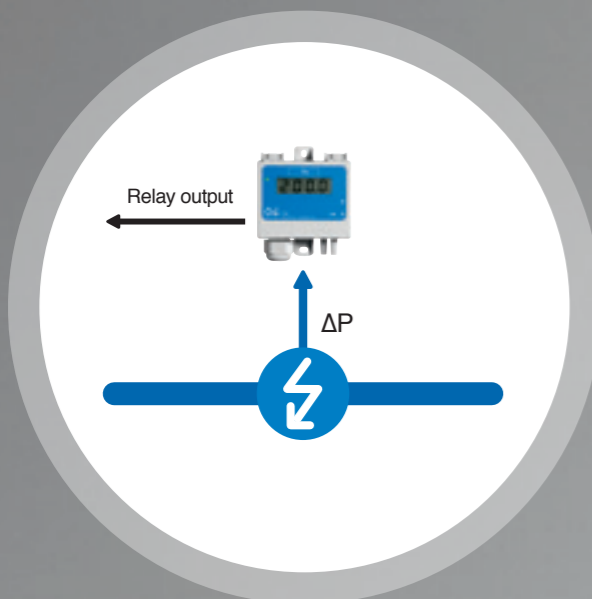
## Filter monitoring

The relay is activated when the pre-determined pressure is reached. This version monitors the filter and indicates when it needs replacing.



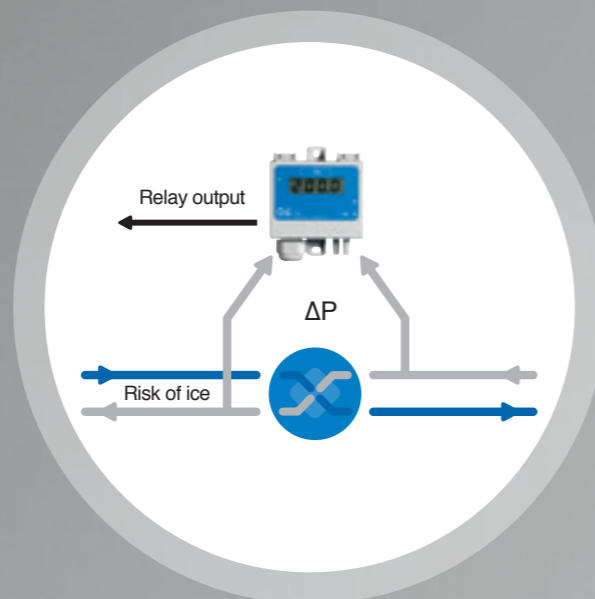
## Flow monitoring

This version monitors the air flow; the relay is activated when the pre-determined air flow is reached.



## Overheat monitoring

Prevents overheating by making sure that there is sufficient air pressure across the electric heating coil before it can be switched on.



## Frost protection/alarm

Lets you know whether ice is forming in the heat exchanger by detecting increases in pressure.



# Dual-input pressure transmitters

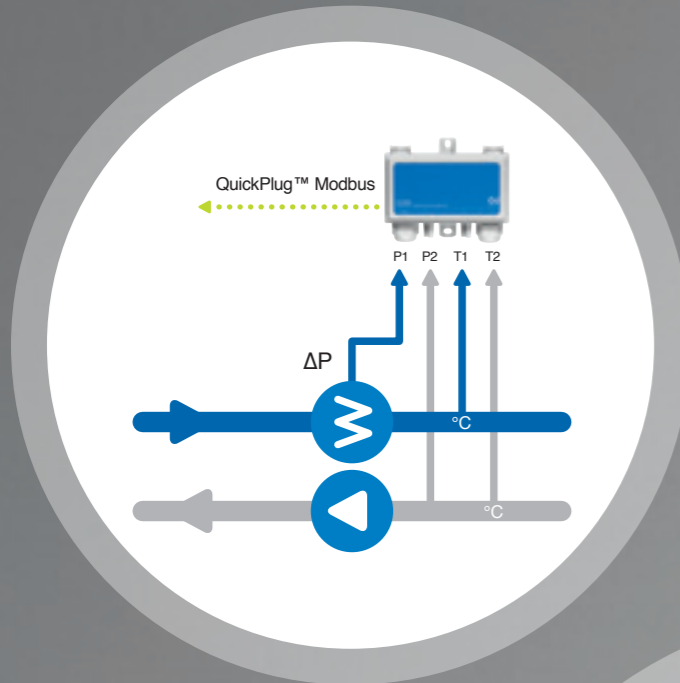
These units have two inputs for pressure and two inputs for temperature. Combining these dual inputs in a single unit makes installation quicker and reduces the risk of mistakes: factory operators/installers only have to handle one unit at a time, and each unit has exactly the right number of inputs.

The dual-input pressure transmitters even communicate via Modbus. All units in the range can be installed in the exact location you want them to be, thereby promoting efficiency. And they are a very cost-efficient alternative to combining several units.



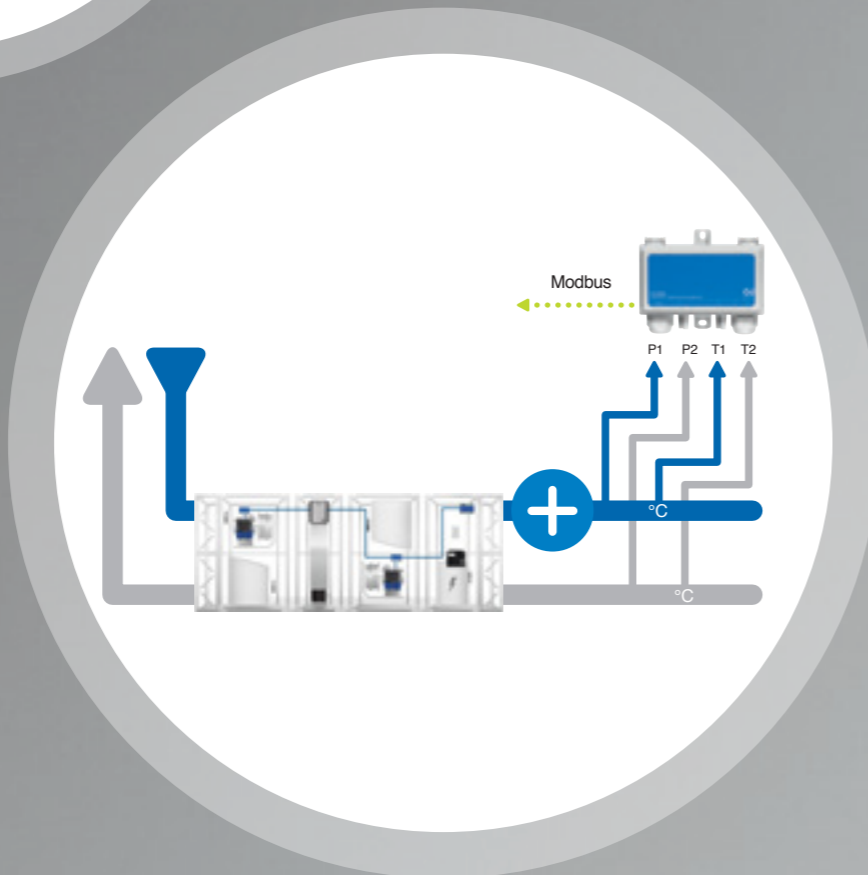
	PTH-6201-2	PTH-6501-2	PTH-6202-2	
<b>FUNCTIONALITY</b>	Modbus communication	•	•	•
	Quickplug™ connection			•
	Spring terminal connection	•	•	•
	Cable Gland PG11, Ø3-10mm	•	•	
	NTC12K / PT1000 sensor input	•	•	•
<b>TECHNICAL DATA</b>	Available pressure measuring ranges	Auto	Auto	Auto
	Pressure ranges: Pa	0 ... 2,500	0 ... 5,000	0 ... 2,500
	Power supply: 24 VDC ±15%	•	•	•
	Power consumption	0.4 W	0.4 W	0.4 W
	Temperature range	-20/+40	-20/+40	-20/+40
	Enclosure rating IP54	•	•	•
	Long-term stability, typically 1 year	4.0 Pa	8.0 Pa	4.0 Pa
	Size [l:h:w] 110 x 95 x 43	•	•	•
Accuracy				
< 0.5% x MV + 2.5 Pa	•		•	
< 0.5% x MV + 5 Pa		•		

MV = Measured Value



## Factory installed

Install directly in AHU units to measure pressure across the filter and across the motor. Measuring the temperature in both air ducts. Communication via Modbus for easy integration in the system.



## Field installed

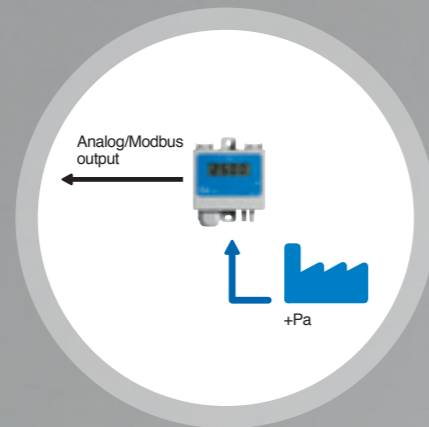
Excellent for AHU systems with heating coils. The unit measures pressure and temperature in both air ducts and forwards the information via Modbus.



# Very accurate pressure transmitters

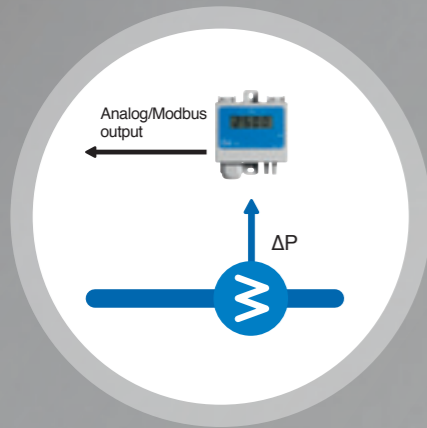
This classic range of pressure transmitters is a firm favourite with quality-conscious professionals worldwide. These flexible units measure flow/pa with impressive accuracy and can be used wherever you want a specific under/overpressure.

Available in nine variants, with or without display and with Modbus or analogue output (0-10V and 0-20 mA) – choose the version you need to measure pressure, flow in ventilation ducts or through filters, etc.



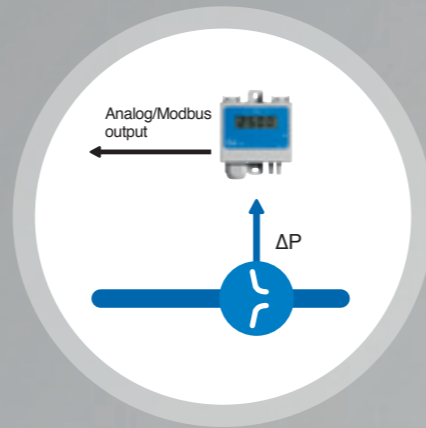
### Pressure measurement

Here, the unit is used to measure air pressure in a factory space. Visual readouts are provided on the display, and the data can also be transmitted to external equipment.



### Filter monitoring

This transmitter measures the actual pressure through the filter, making it easy to ensure that filters are replaced in time.



### Flow monitoring

The transmitter not only measures whether there is air flow in the ventilation ducts, but also provides exact numerical values. Incremental changes down to 0.1 Pa are instantly recorded and converted into flow adjustments, which will be shown on the display.

	PTH-3202	PTH-3502	PTH-3202-DF	PTH-3203-DF	PTH-3502-DF	PTH-6201	PTH-6201-DF	PTH-6202	PTH-6502	
<b>FUNCTIONALITY</b>	Display readouts		•	•	•		•			
	Resolution 0.1 Pa		•	•	•		•			
	Flow measurement			•	•	•	•			
	Modbus communication					•	•	•	•	
	Quickplug™ connection							•	•	
	Screw terminal connection	•	•	•	•	•	•			
	Cable Gland PG11, Ø3-10mm	•	•	•	•	•	•			
	Output: 0-10 V, 4-20 mA, 2-10 V, 0-20 mA	•	•	•	•	•				
	Available pressure measuring ranges	8	8	8	10	8	Auto	Auto	Auto	Auto
	Available Flow measuring ranges			14	14	14				
<b>TECHNICAL DATA</b>	Pressure ranges: Pa	-50 ... +50 0 ... 100 0 ... 150 0 ... 300 0 ... 500 0 ... 1,000 0 ... 1,600 0 ... 2,500	0 ... 500 0 ... 1,000 0 ... 1,600 0 ... 2,000 0 ... 2,500 0 ... 3,000 0 ... 4,000 0 ... 5,000	-50 ... +50 0 ... 100 0 ... 150 0 ... 300 0 ... 500 0 ... 1,000 0 ... 1,600 0 ... 2,500	0 ... 25 0 ... 50 0 ... 100 0 ... 200 0 ... 250 0 ... 500 0 ... 625 0 ... 1,000 0 ... 1,250 0 ... 2,250	0 ... 500 0 ... 1,000 0 ... 1,600 0 ... 2,000 0 ... 2,500 0 ... 3,000 0 ... 4,000 0 ... 5,000	0 ... 2,500 0 ... 2,500 0 ... 2,500 0 ... 2,500	0 ... 2,500 0 ... 2,500 0 ... 2,500 0 ... 2,500	0 ... 2,500 0 ... 2,500 0 ... 2,500 0 ... 2,500	0 ... 5,000 0 ... 5,000 0 ... 5,000 0 ... 5,000
	Flow ranges: l/s – m³/h – m³/s – cfm			0 ... 1.00 0 ... 3.00 0 ... 5.00 0 ... 10.00 0 ... 30.00 0 ... 50.00 0 ... 99.99 0 ... 100.0 0 ... 300.0 0 ... 500.0 0 ... 1,000 0 ... 3,000 0 ... 5,000 0 ... 9,999	0 ... 1.00 0 ... 3.00 0 ... 5.00 0 ... 10.00 0 ... 30.00 0 ... 50.00 0 ... 99.99 0 ... 100.0 0 ... 300.0 0 ... 500.0 0 ... 1,000 0 ... 3,000 0 ... 5,000 0 ... 9,999	0 ... 1.00 0 ... 3.00 0 ... 5.00 0 ... 10.00 0 ... 30.00 0 ... 50.00 0 ... 99.99 0 ... 100.0 0 ... 300.0 0 ... 500.0 0 ... 1,000 0 ... 3,000 0 ... 5,000 0 ... 9,999				
	Power supply: 13.5-28 VDC	•	•	•	•	•				
	Power supply: 24 VDC ±15%						•	•	•	•
	Power consumption	0.34 W	0.5 W	0.5 W	0.5 W	0.5 W	0.34 W	0.5 W	0.34 W	0.34 W
	Enclosure rating IP54	•	•	•	•	•	•	•	•	•
	Long-term stability, typically 1 year	4.0 Pa	8.0 Pa	4.0 Pa	4.0 Pa	8.0 Pa	4.0 Pa	4.0 Pa	4.0 Pa	8.0 Pa
	Size [l:h:w] 77 x 91 x 38	•	•	•	•	•	•	•	•	•
	Accuracy, display/modbus < 0.5 x MV + 2.5 Pa			•	•					
	< 0.5 x MV + 5 Pa					•				•
	Accuracy, analogue output signal < 0.5 x MV + 0.3 x SR + 2.5 Pa	•		•	•					
	< 0.5 x MV + 0.3 x SR + 5 Pa		•			•				

MV = Measured Value  
SR = Set measuring Range

# KNOW HOW CREATES

For over half a century OJ Electronics has specialised in designing and developing electronic controls for HVAC and underfloor heating systems.

With a reliable yet flexible supply chain, we take pride in delivering quality and performance in all our systems.

We understand the challenges our customers face and work closely with them to find original solutions. And by channelling our insight we create new opportunities for professionals throughout the industry to provide greater comfort.

## OJ ELECTRONICS A/S

### HEADQUARTERS

Stenager 13 B  
6400 Sønderborg  
Denmark  
Tel. +45 73 12 13 14



Strandvejen 42 ♦ Saksild ♦ 8300 Odder  
86 62 63 64 ♦ [www.automatikcentret.dk](http://www.automatikcentret.dk)  
[info@automatikcentret.dk](mailto:info@automatikcentret.dk)

[WWW.OJELECTRONICS.COM](http://WWW.OJELECTRONICS.COM)