




V4044C,F & V8044C,F

MOTORIZED ZONE VALVES / VALVOLA MOTORIZZATA DI ZONA / VALVULAS DE ZONA MOTORIZADAS / ELEKTRISCH GEMOTORISEERDE AFSLUITCOMBINATIES / VANNES DE ZONE MOTORISEES / STELLVENTILE MIT ELEKTRISCHEM ANTRIEB

INSTALLATION INSTRUCTIONS



APPLICATION GB

These 3-way motorized diverting valves provide two-position control of supply water flow in hydronic central heating installations and domestic hot water systems. Depending upon application they can be controlled by a room thermostat or by an aquastat (boiler thermostat).

Maximum Differential Pressure for Close-off: 3/4" – 0.69 bar (69 kPa); 1" – 0.55 bar (55 kPa).

Maximum Static Pressure: 8.6 bar (860 kPa)

Maximum Ambient Temperature: 50° C

Maximum and Minimum Flow Temperatures: 5° C – 88° C (Special models available for chilled water applications).

Auxiliary Switch Rating: 2.2 A at 240/250 Vac, 50 Hz.

APPLICAZIONE I

Queste valvole deviatrici motorizzate, a 3 vie, eseguono una regolazione a due posizioni dell'acqua calda nei sistemi di riscaldamento centralizzato ed in quelli domestici. In funzione dell'applicazione, esse possono essere comandate da un termostato ambiente o da un aquastat.

Massima Pressione Differenziale in Chiusura: 3/4" – 0,69 bar (69 kPa); 1" – 0,55 bar (55 kPa);

Massima Pressione Statica: 8,6 bar (860 kPa)

Massima Temperatura Ambiente: 50° C

Minima e Massima Temperatura del Fluido: Da 5° C – 88° C
(Sono disponibili modelli speciali per applicazioni con acqua refrigerata).

Portata Dei Contatti Ausiliari: 2,2 A A 240/250 V C.A., 50 Hz.

APLICACIÓN E

Estas válvulas motorizadas divisoras de 3 vías se emplean para controlar el paso de agua a los circuitos de calefacción y de agua caliente sanitaria en sistemas de calefacción central. Según sea la aplicación se controlan mediante un termostato de ambiente o un aquastat.

Presión Diferencial Máxima de Cierre: 3/4" – 0,69 bar (69 kPa); 1" – 0,55 bar (55 kPa).

Presión Estática Máxima: 8,6 bar (860 kPa)

Temperatura Ambiente Máxima: 50° C

Temperaturas Máxima y Mínima del Fluido: 5° C A 88° C (Existen modelos especiales para aplicaciones de refrigeración).

Interruptor Auxiliar: 2,2 A A 240/250 V, 50 Hz.

TOEPASSING NL

Deze gemotoriseerde, drieweg verdeelafsluiters zijn bestemd voor tweestanden verdeelregeling van het aanvoerwater in centrale verwarmingsinstallaties, waarin een indirect gestookt voorraadtoestel voor huishoudelijke warmwatervoorziening (boilers) is opgenomen. De afsluiters worden in de regel bestuurd door de boilerthermostaat en/of de kamerthermostaat.

MU1R-5003-04

Maximaal Toelaatbaar Drukverschil: 3/4" – 0,69 bar (69 kPa); 1" – 0,55 bar (55 kPa).

Maximaal Toelaatbare Statische Druk: 8,6 bar (860 kPa)

Maximaal Toelaatbare Omgevingstemperatuur: 50° C



MU1R-5003-04

Toelaatbare Mediumtemperatuur: 5° C – 88° C
(Speciale Uitvoeringen Verkrijgbaar Voor Koelwatertoepassingen).

Contactbelasting Eind- En Vervolgschakelaar: 2,2 A bij 240/250 Vac, 50 Hz.

APPLICATION F

Ces vannes a 3 voies diviseuses sont motorisees. Elles sont utilisees comme reglage tout-ou-rein dans les installations de chauffage central avec production d'eau chaude a usage domestique suivant l'application, elles seront commandees par un thermostat d'ambiance ou un <<aquastat>> (thermostat de chaudiere).

Pression Differentielle Maximum D'utilisation: 3/4" – 0,69 bar (69 kPa); 1" – 0,55 bar (55 kPa).

Pression Statistique Maximum: 8,6 bar (860 kPa)

Temperature Ambiante Maximum: 50° C

Temperature du Fluide Minimum et Maximum: De +5° C – 88° C
(Modeles disponibles pour systemes de refroidissement).

Pouvoir de Coupure du Contact Auxiliaire: 2,2 A, 240/250 V, 50 Hz.

ANWENDUNG D

Die dreiwege-verteilerventile mit elektrischem antrieb wirken als umschaltventile, indem sie z.B. das heizwasser entweder in die zentralheizung oder in den gebrauchswarmwasserbereiter umlenken. Je nach anwendung werden sie von einem kesseloder raumtemperaturregler gesteuert.

Maximaler Schließdruck: DN 3/4" – 0,69 bar (69 kPa); 1" – 0,55 bar (55 kPa).

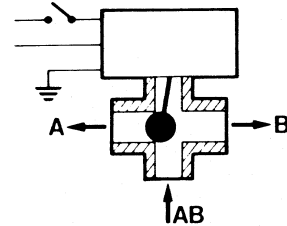
Maximaler Statischer Druck: 8,6 bar (860 kPa)

Maximale Umgebungstemperatur: 50° C

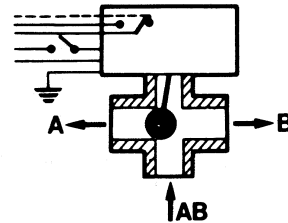
Min. U. Max. Durchflußtemperatur: Für dauerbetrieb + 88° C - 5° C
(Spezialausführungen für kühlung lieferbar).

Schaltvermögen des Angebauten Hilfsschalters (Nur V4044F und V8044): 2,2 A bei 220 V, 50 Hz.

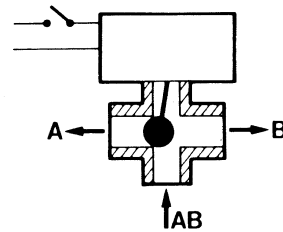
MODELS / MODELLI / MODELOS/ UITVOERINGEN / MODÈLES / AUSFÜHRUNGEN



V4044C (220/240 Vac, 50 Hz)

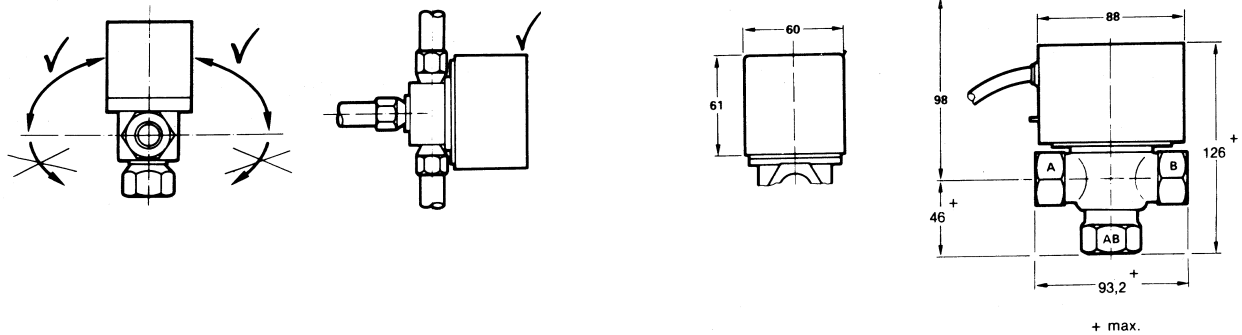


V4044F (220 Vac, 50 Hz)
V8044F (24 Vac, 50 Hz)

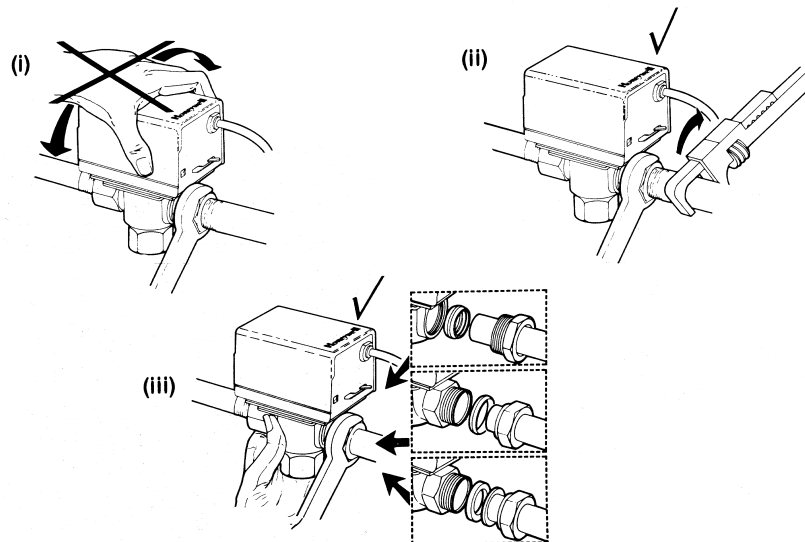


V8044C (24 V, 50 Hz)

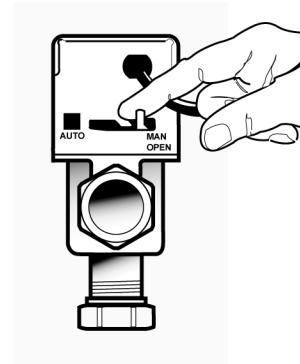
MOUNTING / MONTAGGIO / MONTAJE / MONTAGE / MONTAGE / EINBAULAGEN



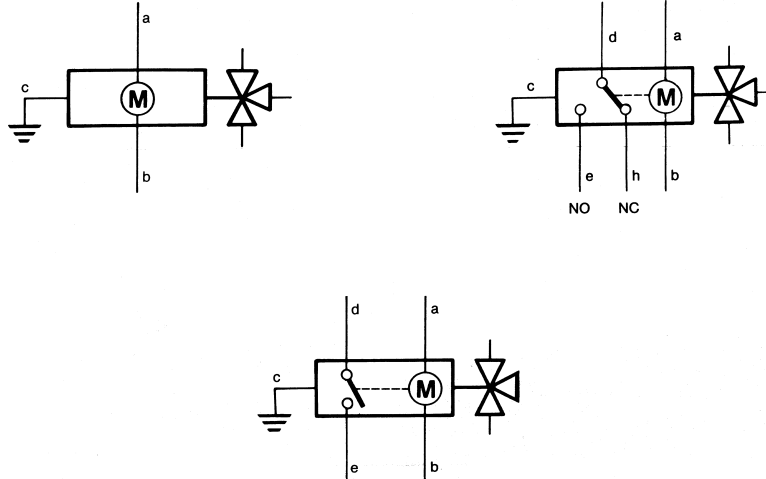
INSTALLING / INSTALLAZIONE / INSTALACIÓN / INSTALLATIE / INSTALLATION / EINBAU



- GB** When filling, venting, or draining the system place the AUTO/MAN lever in the MAN position.
- I** Prima di riempire, sfiatare a drenare il sistema, porre la leva AUTO/MAN in posizione MAN (manuale).
- E** Durante el llenado, purga o vaciado del sistema, situar la palanca AUTO/MAN en la posición MAN.
- NL** Plaats de handbedieningshendel in de stand MAN tijdens het vullen, ontluften of aftappen van de installatie.
- F** Pendant le remplissage, la purge, ou la vidange de l'installation, placer la manette AUTO/MAN sur position MAN.
- D** Beim Füllen, Entlüften und Ablassen ist der Schalthebel AUTO/MAN auf MAN (Einstellung von Hand) zu stellen.



WIRING DIAGRAMS / SCHEMA DEI COLLEGAMENTI ELETTRICI / ESQUEMAS DE CONEXIONES / AANSLUITSCHEMA'S / SCHÉMAS DE CÂBLAGE / SCHALTPLÄNE



Manufactured for and on behalf of the

a	brown	b	blue	c	green/yellow	d	orange	e	grey	h	white
	marrone		blu		verde/giallo		arancio		grigio		bianco
	marrón		azul		verde/amarillo		anaranjado		gris		blanco
	bruin		blauw		groen/geel		oranje		grijs		wit
	brun		bleu		vert/jaune		orange		gris		blanc
braun	blau	grün/gelb	orange	grau	weiss						

For more information
homecomfort.resideo.com/europe



Manufactured for and on behalf of the
Pittway Sàrl, La Pièce 4, 1180 Rolle, Switzerland
by its Authorised Representative Ademco 1 GmbH
MU1R-5003-04 M.S. Rev. 08-20
Printed in USA.

Subject to change
© 2020 Pittway Sàrl. All rights reserved.
This document contains proprietary information of
Pittway Sàrl and its affiliated companies and is
protected by copyright and other international
laws. Reproduction or improper use without specific
written authorisation of Pittway Sàrl is strictly
forbidden. The Honeywell Home trademark is used
under license from Honeywell International Inc.

 **AutomatikCentret**

Strandvejen 42 • Saksild • 8300 Odder
86 62 63 64 • www.automatikcentret.dk
info@automatikcentret.dk

Honeywell Home