


ETV



Strandvejen 42 ♦ Saksild ♦ 8300 Odder  
86 62 63 64 ♦ [www.automatikcentret.dk](http://www.automatikcentret.dk)  
[info@automatikcentret.dk](mailto:info@automatikcentret.dk)



ETF-144/99A



ETF-944/99-H

THERMOSTATS FOR COMFORT HEATING

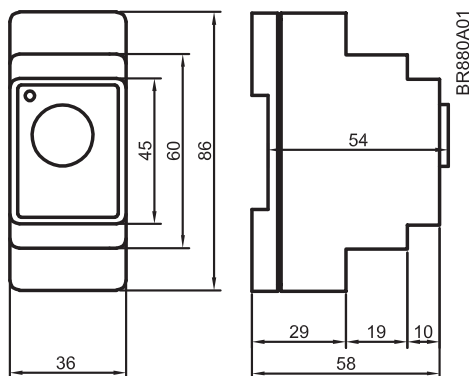
## Thermostat for DIN-rail with Setback Mode

Recommended for control of under-floor heating and electrical heating.

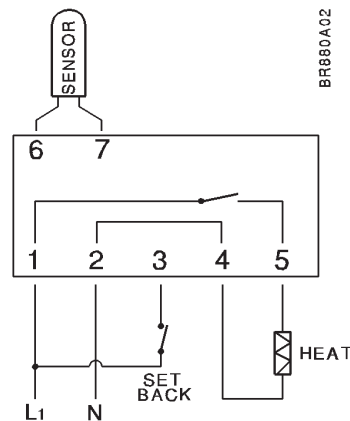
- On/off control up to 3,600 W, 16 A.
- Built-in setback mode for automatic comfort and setback temperature via remote timer.
- Electronic thermostat for accurate temperature regulation ensuring a high comfort of the floor surface or the room temperature.
- Versions with floor sensor or remote room sensor.
- For DIN-rail mounting.
- 5 °C fixed setback temperature.
- 0.4 °C fixed differential.

### PRODUCT PROGRAMME

ETV with Setback Mode	
ETV-1990	Thermostat (sensor is ordered separately)
ETV-1991	
ETV-1999	
ETV-1991-P	Thermostat incl. floor sensor 3 m with potential-free contacts, 16 A
Accessories	
ETGK	Cover box for ETV for wall mounting
ETF-144/99A	Floor sensor 3 m
ETF-944/99-H	Remote room sensor
MM-7595	Electronic day/week timer for DIN-rail



Dimensions ETV (mm)



Connection ETV



### Thermostat control

Type ETV are an electronic on/off thermostat with control of temperature by means of an NTC sensor. Red LED indicates when heating is on.

### Temperature setback

Type ETV are with setback mode, which is activated with a day/week timer, e.g. MM-7595. The timer is programmed with the required comfort and setback periods.

Setback mode is fixed 5 °C.

### Differential

Type ETV is fixed 0.4 °C.

### Floor sensor

A floor sensor is used with comfort floor heating. The sensor can be inserted into a conduit to facilitate replacement. The conduit should be installed between the heating cables and terminated near the floor surface.

### Remote room sensor

A room sensor is used with room heating. The sensor should be fitted to the wall approx. 1.6 m above the floor.

If necessary, the floor or room sensor cable can be extended up to 100 m with standard installation cable.

### TECHNICAL DATA

Supply voltage	230 V ±10% 50/60 Hz
Output relay	16 A, 3,600 W
Temperature range	0/+40 °C
Setback temperature	Fixed 5 °C ETV-P without setbacktemperature
Power consumption	3 VA
Ambient temperature	0/+50 °C
Housing	IP20
On/off differential	0.4 °C
Sensor type	NTC
Dimensions (H/W/D)	86/36/58 mm
Heating is switched off in case of sensor failure	