

OJ-Air AHC-3000 Software 2.00

Software 2.00 is now released for up-grade by the free PC tool or Cloud, and will be introduced into the production at OJ Electronics on all new orders.

Changes

Compared to version 1.35 there were following improvements:

Functional description

No changes. The “Functional description AHC-3000 01” available at OJ Electronics customer log-in is still valid.

Functionality

New features:

- None

Improved features:

- Boost speed changed. Now the fans always operate directly at set Boost fan speed in all fan control loops.
- Summer night cooling now supports multiple starts during the same night when any room temp. sensor (OJ-HMI-20T, TTH-6040-W or 0-10V input) is used in combination with Outdoor temp. sensor TTH-6040-O.
- Digital inputs “Ext. Fire thermostat” and “Ext. high speed” added.
- Digital output “Operation” added

HMI-35T

- Flow down On/Off sliders added for Supply fan and Both fans in: Menu-Temperature-Control loop. A flow down setting at 0°C will still disable the flow down on both fans.
- Digital output configuration added in: Menu-Settings-Configuration-AHU factory-Digital outputs.

- Digital input “Heatpump Oil/Defrost” added without any function. The new feature will be available in the next sw version.

BMS Modbus

- No changes

Alarms

- A-alarm 0104 changed to “Extern fire thermostat active”
- B-alarm 2301 “CO2 too high” added.
- B-alarm 2401 “VOC too high” alarm limit >9000.
- B-alarm 2404 “VOC sensor error” now use the error bit from the VOC sensor chip.

OJ-Air2-HMI-20T

- No changes.

Cloud

- No changes

Compatibility

K-factor: When upgrading from software version older than 1.35 the k-factor settings must be re-entered, since the update will multiply the value by 100.

OBS: the fans will run at a very low speed if the k-factor is not re-entered to the correct value. The air volume will be calculated 100 times higher than the physical air volume.

No changes are required if the AHU is without flow measurement.

Heat recovery DO6: If DO6 was used for heat recovery it shall be configured again after a sw update in the new Digital output menu.

Boost mode: The default boost setpoint is 0% after a sw update. A new value shall be entered.

Software versions

- AHC-3000-X software 2.00
- AHC-3000-HMI-35T software 2.00
- OJ-Air2-HMI-20T software 2.03

Affected articles

- AHC-3000-T
- AHC-3000-B
- AHC-3000-S

- AHC-3000-HMI-35T

Coming into force

Version 2.00 was released in week 36 2022.


Software Upgrade

The SW files are available at OJ Electronics Customer Login <https://ojelectronics.com/support> and SW upgrade is possible using OJ Air Cloud or OJ Air PC-Tool vers. 1.2 or higher.

- File: AHC3000_MCUSW_200_00_0000.zip

OBS: If upgrading from lower SW versions than 1.20 another procedure is required. Please see Product information no. 693

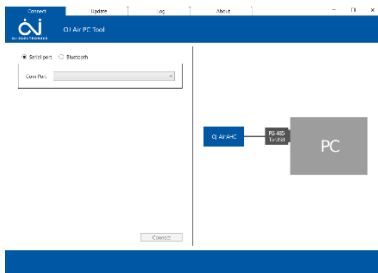
OBS: In order to make a safe software update please follow this procedure:



<https://ojelectronics.com/support>

Using OJ Air PC Tool and OJ-USB2RS485-CONV:

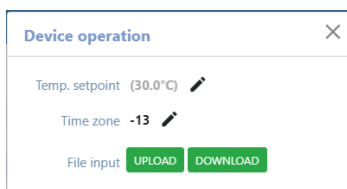
1. Connect OJ-USB2RS485-CONV to your laptop USB port and the RJ12 plug to AHC-3000 HMI port.
2. Power the AHC-3000 up.
3. Update the AHC-3000 controller by the OJ Air PC Tool.
4. Remove OJ-USB2RS485-CONV RJ12 plug from AHC-3000 HMI port and connect the AHC-3000-HMI-35T.
5. Power the AHC-3000 Off and wait 5 seconds.
6. Power the AHC-3000 up.
7. Wait until red flashing LED at the power plug starts flashing green and the HMI stops flashing White/black
8. The controller and HMI are now up-dated and the new version can be read out in the menu "Software"



The sturdy USB to the RS485 converter is available from OJ Electronics. Please order Part no.: OJ-USB2RS485-CONV.

Using Cloud:

1. Open the specific controller tab on <https://oj.hvac-cloud.com/>
2. Select "Device operation" and UPLOAD.
3. Select file and UPLOAD.
4. Wait until the file transmission is completed OK.
5. The controller continues to operate using the old software until the first mains power cycle from Off to On. (if updating from sw 1.33 the AHC-3000 restarts automatically and start using the new sw)



OJ cannot be held liable for any errors in the material. OJ reserves the right to alter its products without notice. This also applies to products already on order, provided that such alterations can be made without requiring subsequent changes in specifications already agreed. The contents of this material may be subject to copyright and other intellectual property rights and is either the property of or used under license by OJ Electronics. The OJ trademark is a registered trademark of OJ Electronics A/S. © 2022 OJ Electronics A/S.

6. During powering up the AHC-3000 automatically starts using the available new software and updates the HMI as well.

Contact

If further technical information is required, please contact our support dept.: support@oj.dk.